

/oxford regular

Modello non disponibile con letto

Spalliera e cuscini di seduta sfoderabili

IMBOTTITURA STANDARD

SEDUTA: gomma di poliuretano espanso densità 32 kg/m3 con cuscinetto in piuma

SPALLIERA: gomma di poliuretano espanso densità 18 kg/m3 con cuscinetto in piuma

BRACCIOLI: gomma di poliuretano espanso con densità differenziata da 21 kg/m3 a 30 kg/m3 e fibre acriliche

STRUTTURA

Legno

ASSEMBLAGGIO: colla e graffe

SOSPENSIONI

SEDUTA: "elast" (cinghie elastiche)

Model not available with bed

Removable upholstery for sitting and back cushions

STANDARD STUFFING

SITTING: polyurethane foam density 32 kg/m3 with small feather cushion on top

BACK: polyurethane foam density 18 kg/m3 with small feather cushion on top

ARMS: polyurethane foam density from 21 kg/m3 to 30 kg/m3 and acrylic fibres

STRUCTURE

Wood

ASSEMBLY: glue and clips

SUPPORT

SITTING: "elast" (elastic belts)

Modele non disponible en convertible

Coussins d'assise et dossier déhoussables

REMBOURRAGE STANDARD

ASSISE: mousse de polyuréthane expansé densité 32 kg/m3 avec coussinet en plume

DOSSIER: mousse de polyuréthane expansé densité 18 kg/m3 avec coussinet en plume

ACCOUDOIRS: mousse de polyuréthane expansé densité de 21 kg/m3 a 30 kg/m3 et fibres acryliques

STRUCTURE

Bois

ASSEMBLAGE: colle et agrafes

SUSPENSION

ASSISE: "elast" (sangles elastiques)

/oxford regular sfoderabile

Modello non disponibile con letto

Completamente sfoderabile

IMBOTTITURA STANDARD

SEDUTA: gomma di poliuretano espanso densità 32 kg/m3 con cuscinetto in piuma

SPALLIERA: gomma di poliuretano espanso densità 18 kg/m3 con cuscinetto in piuma

BRACCIOLI: gomma di poliuretano espanso con densità differenziata da 21 kg/m3 a 30 kg/m3 e fibre acriliche

STRUTTURA

Legno

ASSEMBLAGGIO: colla e graffe

SOSPENSIONI

SEDUTA: "elast" (cinghie elastiche)

Model not available with bed

Removable covering

STANDARD STUFFING

SITTING: polyurethane foam density 32 kg/m3 with small feather cushion on top

BACK: polyurethane foam density 18 kg/m3 with small feather cushion on top

ARMS: polyurethane foam density from 21 kg/m3 to 30 kg/m3 and acrylic fibres

STRUCTURE

Wood

ASSEMBLY: glue and clips

SUPPORT

SITTING: "elast" (elastic belts)

Il modello differisce in alcuni particolari dalla versione pelle, come da relative foto.

The model differs a few details from the leather version as showed with photos.

Modele non disponible en convertible

Completament déhoussable

REMBOURRAGE STANDARD

ASSISE: mousse de polyuréthane expansé densité 32 kg/m3 avec coussinet en plume

DOSSIER: mousse de polyuréthane expansé densité 18 kg/m3 avec coussinet en plume

ACCOUDOIRS: mousse de polyuréthane expansé densité de 21 kg/m3 a 30 kg/m3 et fibres acryliques

STRUCTURE

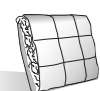
Bois

ASSEMBLAGE: colle et agrafes

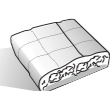
SUSPENSION

ASSISE: "elast" (sangles elastiques)

Entre le modèle en cuir et celui en tissu ils peuvent avoir des différences visibles en photo.



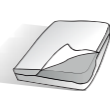
SPALLIERA IN PIUMA
FEATHER BACK
DOSSIER EN PLUME



CUSCINO IN PIUMA
FEATHER SEAT
ASSISE EN PLUME



SPALLIERA SFODERABILE
REMOVABLE UPHOLSTERY
FOR BACK CUSHIONS
COUSSINS DOSSIER DÉHOUSABLES



CUSCINO DI SEDUTA SFODERABILE
REMOVABLE UPHOLSTERY
FOR SITTING CUSHIONS
COUSSINS D'ASSISE DÉHOUSABLES



SPALLIERA IN PIUMA
FEATHER BACK
DOSSIER EN PLUME



CUSCINO IN PIUMA
FEATHER SEAT
ASSISE EN PLUME



COMPLETAMENTE SFODERABILE
REMOVABLE COVERING
COMPLETEMENT DÉHOUSABLE

